

Features

EASILY CONFIGURED TO MEET YOUR NEEDS

PLATFORM OPTIONS

- Steel 8 ft (2.44 m) (standard)
- Steel 6 ft (1.83 m)
- Steel 6** or 8 ft (1.83 or 2.44 m) tri-entry
- Steel 4 ft (1.22 m)**
- Steel 5 ft (1.52 m)**

JIB OPTIONS

- Non-jib
- 5 ft (1.52 m) jib boom

POWER OPTIONS

- Ford gas/LPG 75 hp (56 kW)
- Deutz diesel 48 hp (35.8 kW)
- Perkins diesel 51 hp (38 kW)

DRIVE OPTIONS

- 2WD
- 4WD

AXLE OPTIONS

- Active oscillation
- Non-oscillating

TIRE OPTIONS

- Rough terrain air-filled (standard)
- Rough terrain foam-filled
- Rough terrain non-marking (air or foam-filled)
- High flotation air-filled
- Sealant treated air-filled

STANDARD FEATURES

MEASUREMENTS

S™-60

- 66 ft (20.30 m) working height
- 50 ft 10 in (15.48 m) horizontal reach
- Up to 500 lb (227 kg) lift capacity

S™-65

- 71 ft (21.80 m) working height
- 56 ft 2 in (17.10 m) horizontal reach
- Up to 500 lb (227 kg) lift capacity

PRODUCTIVITY

- Self-leveling platform
- Hydraulic platform rotation
- Fully proportional Hall effect joystick controls
- Fuel select switch on platform and ground control panels (Gas/LPG models)
- Drive enable
- AC power cord to platform
- Tilt alarm
- Hour meter
- Horn
- 360° continuous turntable rotation
- Positive traction drive
- Two speed wheel motors

POWER

- All engines are emissions compliant
- 12 V DC auxiliary power
- Anti-restart engine protection
- Auto engine fault shutdown
- Swing out engine tray
- Deutz intake air heater



OPTIONS & ACCESSORIES

PRODUCTIVITY

- 750 lbs. (340 kg) capacity (S™-60 only)
- Platform swing gate
- Half-mesh platform inserts with swing gate
- Platform top auxiliary rail
- Arc Pro 275™ Heavy-Duty Welder package
- Welder Ready package
- Weld leads to platform
- Air line to platform
- Hydraulic oil cooler
- Fire resistant hydraulic oil
- Biodegradable hydraulic oil
- Basic hostile environment kit
- Deluxe hostile environment kit
- Deluxe aircraft protection package (6 ft platform)
- Thumb rocker steer
- Tool tray
- Fluorescent tube caddy
- Pipe cradle (pair)
- Alarm package
- Panel cradle package
- Platform work lights
- Front driving lights
- Lockable platform control box covers
- Second battery
- Tow package

POWER

- Engine gauge package
- AC generator packages (110V/60Hz, 3000W or 220V/50Hz, 2500W)
- Cold Weather Packages
- Arctic Packages
- Diesel scrubber/spark arrestor muffler
- Diesel spark arrestor muffler
- LPG tank 33.5 lb (15.19 kg) capacity
- Additional LPG tank with carrier
- Air precleaner
- Retained key selector switch

* Available on select models

** Not available on CE machines

Genie United States

18340 NE 76th Street
P.O. Box 97030
Redmond, Washington 98073-9730
Telephone **+1 (425) 881-1800**
Toll Free in USA/Canada **+1 (800) 536-1800**
Fax +1 (425) 883-3475

Genie Europe

Millennium House
Brunel Drive
Newark NG24 2DE
UK
Telephone **+44 (0)1476 584333**
Fax +44 (0)1476 584334
Email: infoeurope@genieind.com

Distributed By:

Effective Date: January, 2008. Product specifications and prices are subject to change without notice or obligation. The photographs and/or drawings in this document are for illustrative purposes only. Refer to the appropriate Operator's Manual for instructions on the proper use of this equipment. Failure to follow the appropriate Operator's Manual when using our equipment or to otherwise act irresponsibly may result in serious injury or death. The only warranty applicable to our equipment is the standard written warranty applicable to the particular product and sale and we make no other warranty, express or implied. Products and services listed may be trademarks, service marks or trade-names of Terex Corporation, Genie Industries, Inc. and/or their subsidiaries in the U.S.A. and many other countries and all rights are reserved. Terex® is a Registered Trademark of Terex Corporation in the U.S.A. and many other countries. Genie® is a Registered Trademark of Genie Industries, Inc. in the U.S.A. and many other countries. Genie is a Terex Company. © 2008 Terex Corporation.

S60 3.5K 0108L Part No. 109368

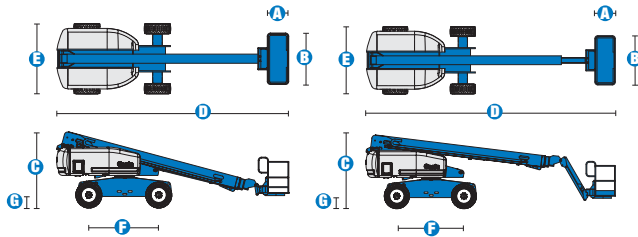
www.genieindustries.com

SELF-PROPELLED TELESCOPIC BOOMS

S™-60 & S™-65



Specifications



MODELS	S™-60		S™-65	
MEASUREMENTS	US	Metric	US	Metric
Working height maximum*	66 ft	20.30 m	71 ft	21.80 m
Platform height maximum	60 ft	18.30 m	65 ft	19.80 m
Horizontal reach maximum	50 ft 10 in	15.48 m	56 ft 2 in	17.10 m
Below ground reach	5 ft 7 in	1.70 m	8 ft 11 in	2.72 m
A Platform length - 8 ft model	3 ft	.91 m	3 ft	.91 m
Platform length - 6 ft model	2 ft 6 in	.76 m	2 ft 6 in	.76 m
B Platform width - 8 ft model	8 ft	2.44 m	8 ft	2.44 m
Platform width - 6 ft model	6 ft	1.83 m	6 ft	1.83 m
C Height - stowed	8 ft 11 in	2.72 m	8 ft 11 in	2.72 m
D Length - stowed	27 ft 11 in	8.51 m	31 ft 2 in	9.50 m
Length - transport (jib tucked under)			25 ft	7.60 m
E Width (with standard tires)	8 ft 2 in	2.49 m	8 ft 2 in	2.49 m
F Wheelbase	8 ft 2.5 in	2.50 m	8 ft 2.5 in	2.50 m
G Ground clearance - center	1 ft 2.5 in	.37 m	1 ft 2.5 in	.37 m

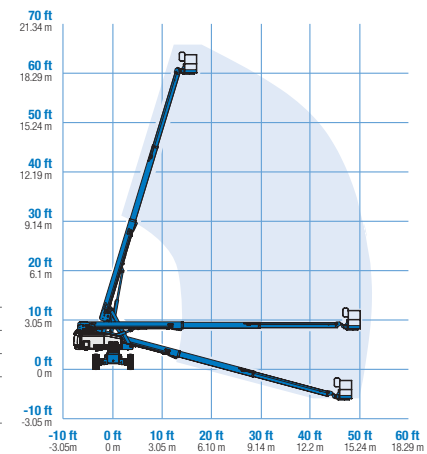
PRODUCTIVITY				
Lift capacity	500 lbs	227 kg	500 lbs	227 kg
Platform rotation	160°		160°	
Vertical jib rotation	—		135°	
Turntable rotation	360° continuous		360° continuous	
Turntable tailswing	4 ft	1.22 m	4 ft	1.22 m
Drive speed - 2WD stowed	4.0 mph	6.4 km/h	4.0 mph	6.4 km/h
Drive speed - 4WD stowed	3.0 mph	4.8 km/h	3.0 mph	4.8 km/h
Drive speed - raised or extended	0.68 mph	1.1 km/h	0.68 mph	1.1 km/h
Gradeability - 2WD - stowed**	30%		30%	
Gradeability - 4WD - stowed**	45%		45%	
Turning radius - inside	7 ft 9 in	2.36 m	7 ft 9 in	2.36 m
Turning radius - outside	18 ft 2 in	5.54 m	18 ft 9 in	5.72 m
Controls	12 V DC proportional		12 V DC proportional	
Tires - RT Lug	355/55D 625		355/55D 625	

POWER				
Power source	Ford DSG-423 4 cylinder gas/LPG 75 hp (56 kW) Deutz D2011L031 3 cylinder diesel 48 hp (35.8 kW) Perkins 404C-22 4 cylinder diesel 51 hp (38 kW)			
Auxiliary power unit	12 V DC			
Hydraulic tank capacity	45 gal	170 L	45 gal	170 L
Fuel tank capacity	35 gal	132 L	35 gal	132 L

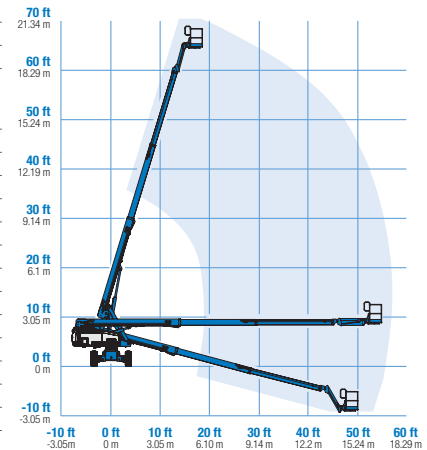
WEIGHT***				
2WD	20,520 lbs	9,308 kg	22,100 lbs	10,024 kg
4WD	20,690 lbs	9,385 kg	22,270 lbs	10,102 kg

STANDARDS COMPLIANCE	ANSI A92.5, CSA B354.4, CE Compliance, AS 1418.10
----------------------	---

RANGE OF MOTION S™-60



RANGE OF MOTION S™-65



* The metric equivalent of working height adds 2 m to platform height. U.S. adds 6 ft to platform height.
 ** Gradeability applies to driving on slopes, see operator's manual for details regarding slope ratings.
 *** Weight will vary depending on options and/or country standards.