



**CJE KO**  
**SPX424**

Product Catalog

**SPX**

# SPX424

**max** 2400 kg

3150 x 775 x 1950 mm

**max** 15.2 m

**max** 11.8 m

The top of the range mini crane. Technology, innovation and reliability enclosed in the best-seller mini crane ever.



## Technical Information

Dimension	L x W x H	3150 x 775 x 1950 mm
Stab Area		3710 x 3710 mm

Crane & Options Weights		Kg
Main Crane	SPX424CDH	2080
	SPX424C+	2080
Jib	/	200
	2.5T-D7	20
AUX	PP400-4DX	45
	PP220-4DX	
	PP220-2DX	
Attachments	JIB800GX	25
	JIB800.2H1MX	170
	MV600.3E+	200
	MR800.4-6+4P	300

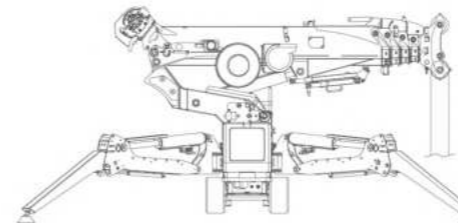
SPX424CDH	Petrol Engine	KUBOTA D722-E3B	14.9 kW 20 Hp
SPX424C+	Standard or Lithium Battery	N.4 BATTERIES 6V, 420Ah	4.0 kW 5.5 Hp

Speed		1.8 km/h [CDH] 0.72 km/h [C+]
Stability		20°
Ext. Tracks		770-1100 mm



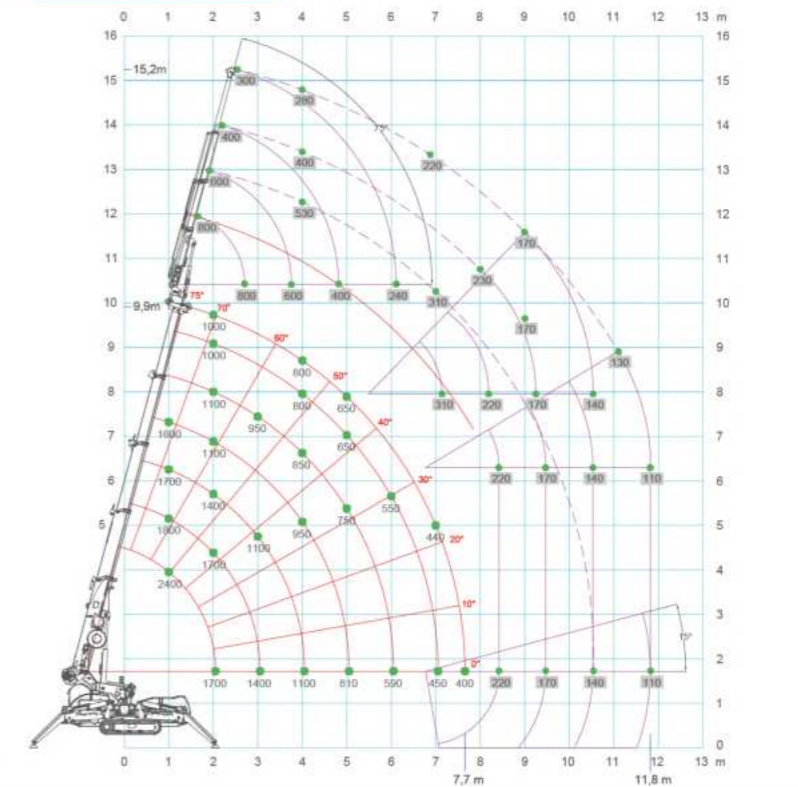
## Winch & Fall Stages

Main Winch	800 kg (Single line) 70 m - Ø 7 mm 26-31,8 m/min.
------------	---

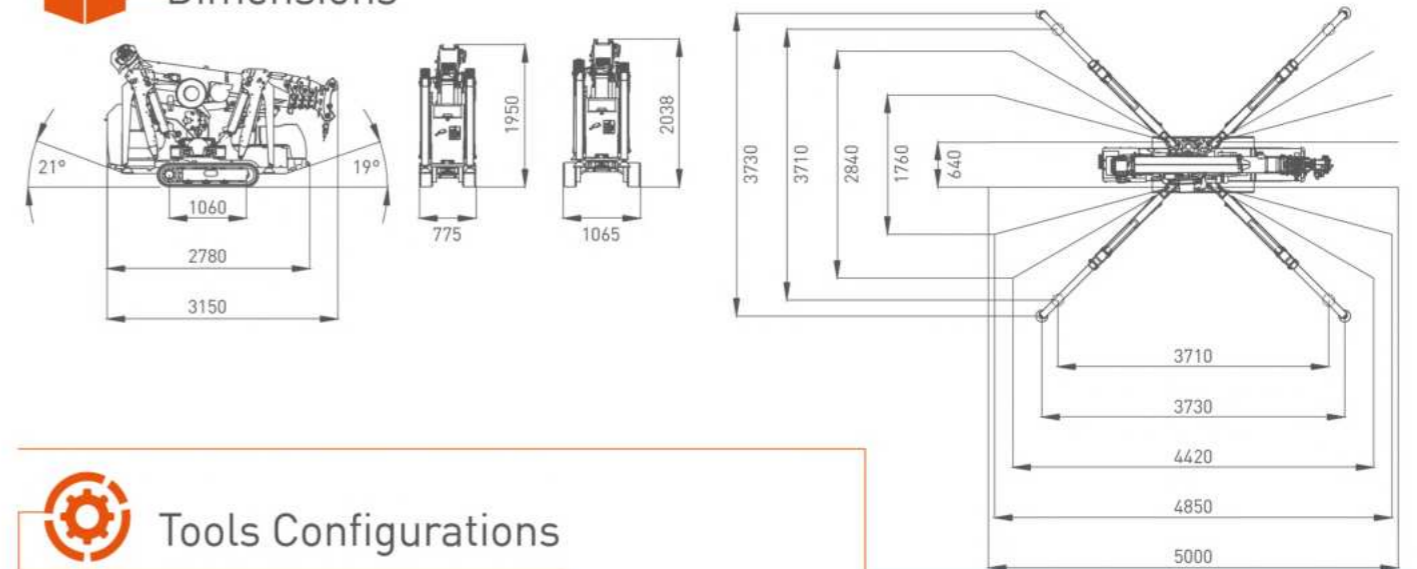


Max. Capacity	Line	Metres
<b>max</b> 2400 kg	3	-20 m
<b>max</b> 1600 kg	2	-32 m
<b>max</b> 800 kg	1	-65 m

## Load Chart



## Dimensions



## Crane Options

**Battery Options**

- BP-LT-SPX312-424

**Battery Chargers**

- BC-220V60A
- BC-110V60A

**J-Connect**

- J-CON
- J-CON-Y2

**Electric Power Pack**

- PP220-2DX
- PP220-4DX
- PP401-4DX

**Attachments & Tools**

- JIB800GX
- JIB800.2H1MX
- QC-MV600A
- MV600.3E+ + Steel Holder
- QC-MR800D
- MR800.4-6+4P + Steel Holder
- JIB301GR
- JIB302GR

**Other Options:** VAI, HA-SPX424, RC-SPX\_B, RC-SPX\_C, WUK-02, WT-2007242, EXT-209/312/424, OM400, 2.5T-D7, LAYOUT.

- A2B
- BPI
- CCI
- DTC
- EXT
- GSC
- LMI
- P&C
- PPA
- SCI
- TH
- VW
- RCD
- 2SW
- 2ST

## Tools Configurations

	JIB800GX	JIB800.2H1MX	MV600.3E+	MR800.4-6+4P	JIB301/2GR
<b>max</b>	800 kg	800 kg	600 kg	800 kg	300 kg
<b>max</b>	800 kg @ 10.3 m	300 kg @ 15.2 m	600 kg @ 10.7 m	650 kg @ 10.7 m	300 kg @ 10.7 m
<b>max</b>	300 kg @ 8.5 m	110 kg @ 12 m	160 kg @ 8.5 m	200 kg @ 7 m	300 kg @ 7 m

# SPX424 Main Features

## GEOMETRICAL STABILITY CONTROL

- ✓ Outriggers multi-position and angle
- ✓ Automatic load of working area
- ✓ Different working area:
  - Red - 0%
  - Grey - pick&carry
  - Yellow - 50%
  - Green - 100%



## PLUG&PLAY SYSTEM CONTROL

- All accessories and tools:
- ✓ Integrated with the crane
  - ✓ Immediately recognized by the software
  - ✓ With a single radio remote control (same of the crane)



## DIFFERENT ATTACHMENTS

- ✓ Three different JIBS
- ✓ Different tools completely integrated and radio remote controlled: glass manipulator, pipe manipulator, hydraulic fork...

SEARCHER HOOK



HYDRAULIC JIB



MANUAL JIB

GLASS MANIPULATOR



Jekko srl

Via Campardone, 1 - 31014 Colle Umberto (TV) Italy  
info@jekko.it - www.jekko-cranes.com